

MULTI-FUNCTIONAL

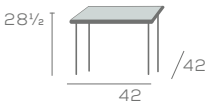
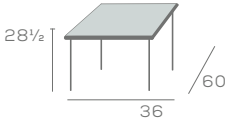
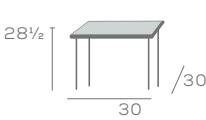
Round Top with Crosswise Base



L-E-30R & MB-2222

Tables designed with hospitality in mind. Select from three top shapes in a variety of sizes, edge details and base options.

DIMENSIONS



Rectangle Top with T Base



L-E-3660 & MB-522

MULTI-FUNCTIONAL

Square Top with Crosswise Base



L-3P-4242 & MB3030

Available in Metal and Laminate


Key Features

- Three Top Shapes in Multiple Sizes
- Laminate Tops
- Solid Wood, PVC or Laminate Edge
- Leveling Glides for Adjustment
- Heavy Gauge Metal Base in Three Designs

Available Options

- Edge details in coordinating laminate top, coordinating wood base, or five pvc colors
- PVC edge colors Slate, Espresso, Taupe, Gray, and Beige
- Laminate tops in matching wood finish colors, or specify with custom selection
- Height standard for chairs, specify for bar height BH'

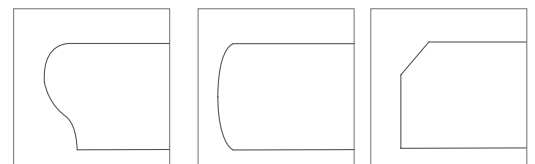
Edges



self and pvc

square (A)

bullnose (B)



traditional (C)

thumbnail (D)

bevel (E)

Bases



crosswise

round

t-base