

DIEGO

Chair and Stool with Organic Shell Shape and Chrome 4-Leg Base



7500-NC-LBC



7500-NC-BS-30-LBC

The seven layered, bent ply shell is minimalism at its best. Choose from three unique shapes, two base options, and personalization to capture your brand essence.



Stacking



Custom metal finish

Chair and Stool with Curvilinear Shell Shape and Chrome Sled Base

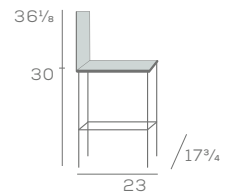
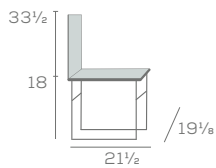
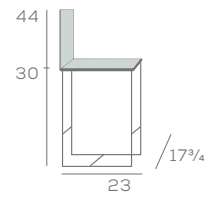
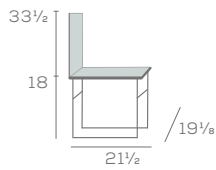
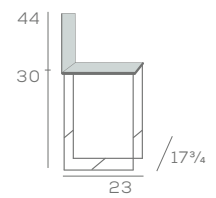
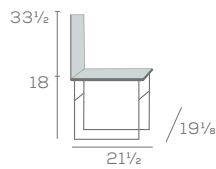
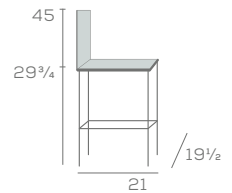
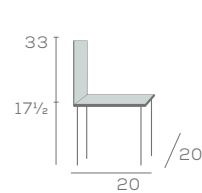


7000-NC-SBC



7000-NC-BS-30-SBC

DIMENSIONS



DIEGO

Chair and Stool with Rectilinear Shell Shape and Black Sled Base



7200-NC-SBB



7200-NC-BS-30-SBB

Available in Beech and Maple Wood

Key Features

- Layered, Bent Ply Shell
- Three Unique Shapes
- Stacking up to Ten High
- Fully Upholstered Models
- Metal 4-Leg and Sled Bases
- Steam Bent Parts

Available Options

- Upholstered seat pad, specify 'US'
- Hook cutout, specify 'HK'
- Decorative cutouts, specify by shell shape
- 4-leg base in Chrome, specify 'LBC'
- Sled base in Chrome 'SBC' or Black 'SBB'
- Convenient dolly for ease of mobility
- Personalized laser engraved backrest
- Personalized cutouts
- Custom metal colors

Chair and Stool with Full Upholstery and Black Base



7200UBS-SBB



7200UBS-BS-30-LBB



organic back



partial cutout



full cutout



curvilinear back



partial cutout



full cutout



rectilinear back



partial cutout



full cutout



low back stool



hook cutout



uph. seat pad