

Tables

80 Series

Available in Oak & Maple Wood

LOUNGE TABLES









L-80-2424P18-S

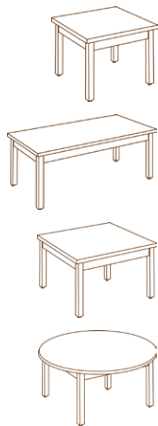


L-80-2448P18-E

80 Series

How To Order

1. Top Material	2. Model Number	3. Edge
L Laminate	See chart below.	HPL Self Edge S 
		A  SQUARE B  BULLNOSE C  TRADITIONAL D  THUMBNAIL E  BEVEL
L-80-2448P18-E	L-80-2448P18-E	L-80-2448P18-E



Model Number	PRICE		SPECIFICATIONS			
	HPL Self Edge S	Edges A / B / C / D / E	Width	Depth	Height	Weight (lbs.)
L-80-2424P18-__	\$409	\$440	24	24	18	28
L-80-2448P18-__	\$476	\$512	48	24	18	46
L-80-3232P18-__	\$457	\$492	32	32	18	42
L-80-36RP18-__	\$562	\$632	36		18	42

Add \$125 list upcharge for any special laminates.
Add \$80 list upcharge for quantities of less than 3 laminate tables.
See page 162 - 163 for Laminate selections.

320 Series

Available in Oak & Maple Wood








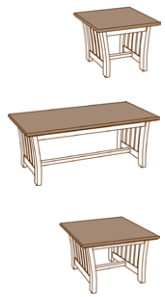
L-320-2424P18-E



L-320-2448P18-E

How To Order

1. Top Material	2. Model Number	3. Edge
L Laminate	See chart below.	A  SQUARE B  BULLNOSE C  TRADITIONAL D  THUMBNAIL E  BEVEL
L-320-2448P18-E	L-320-2448P18-E	L-320-2448P18-E



Model Number	PRICE	SPECIFICATIONS			
	Edges A / B / C / D / E	Width	Depth	Height	Weight (lbs.)
L-320-2424P18-__	\$656	24	24	18	50
L-320-2448P18-__	\$818	48	24	18	68
L-320-3232P18-__	\$803	32	32	18	76

Add \$125 list upcharge for any special laminates.

Add \$80 list upcharge for quantities of less than 3 laminate tables.

See page 162 - 163 for Laminate selections.

470 Series

Available in Oak & Maple Wood

LOUNGE TABLES




L-470-2424P18-E





L-470-2448P18-E

How To Order

1. Top Material	2. Model Number	3. Edge
L Laminate	See chart below.	E 
L-470-2448P18-E	L-470-2448P18-E	L-320-2448P18-E

470 Series

Model Number	PRICE		SPECIFICATIONS			
		Edge E	Width	Depth	Height	Weight (lbs.)
 L-470-2424P18-E		\$662	24	24	18	50
 L-470-2448P18-E		\$778	48	24	18	68

Add \$125 list upcharge for any special laminates.
Add \$80 list upcharge for quantities of less than 3 laminate tables.
See page 162 - 163 for Laminate selections.

5700 Series

Available in Oak & Maple Wood









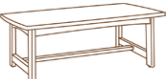


L-5700-2424P18-E



L-5700-2448P18-E

How To Order

1. Top Material	2. Model Number	3. Edge
L Laminate	See chart below.	A  SQUARE B  BULLNOSE C  TRADITIONAL D  THUMBNAIL E  BEVEL
L-5700-2424P18-A	L-5700-2424P18-A	L-5700-2424P18-A

	PRICE		SPECIFICATIONS			
	Model Number	Edges A / B / C / D / E	Width	Depth	Height	Weight (lbs.)
	L-5700-2424P18-__	\$565	24	24	18	48
	L-5700-2448P18-__	\$742	48	24	18	61
	L-5700-3232P18-__	\$720	32	32	18	71
	WS Option	\$59				

Add \$125 list upcharge for any special laminates.

Add \$80 list upcharge for quantities of less than 3 laminate tables.

See page 162 - 163 for Laminate selections.

Library Tables

Available in Oak & Maple Wood












TABLES



L-3660P29-E-T

Library

How To Order

1. Top Material	2. Model Number	3. Edge	4. Leg	
L Laminate	See chart below.	S (HPL Self Edge)  3P (PVC) 	A  SQUARE B  BULLNOSE C  TRADITIONAL D  THUMBNAIL E  BEVEL F  KNIFE G  REVERSE KNIFE	S (Square)  T (Tapered) 
L-4284P29-S-T	L-4284P29-S-T	L-4284P29-S-T	L-4284P29-S-T	

Rectangle



Model Number	PRICE			SPECIFICATIONS			
	S (HPL Self Edge) & 3P (PVC)	Edge Options A / B / C / D / E	Edge Options F / G	Width	Depth	Height	Weight (lbs.)
L-3042P29 - _ - _	\$607	\$668	\$706	30	42	29	60
L-3060P29 - _ - _	\$665	\$743	\$793	30	60	29	95
L-3660P29 - _ - _	\$735	\$808	\$856	36	60	29	105
L-3672P29 - _ - _	\$839	\$925	\$977	36	72	29	125
L-4260P29 - _ - _	\$955	\$1,032	\$1,087	42	60	29	132
L-4272P29 - _ - _	\$1,074	\$1,157	\$1,212	42	72	29	140
L-4284P29 - _ - _	\$1,239	\$1,277	\$1,340	42	84	29	150

JUVENILE - 27" and 25" table heights available. Specify on order.

Add \$125 list upcharge for any special laminates.

Add \$80 list upcharge for quantities of less than 3 laminate tables.

See page 162 - 163 for Laminate selections.

PVC Edge Color Choices



462 - Slate



485 - Espresso



425 - Taupe



460 - Gray



420 - Beige

Library Tables

Available in Oak & Maple Wood














L-42RP29-E-S



TABLES

Library

How To Order

1. Top Material	2. Model Number	3. Edge	4. Leg	
L - Laminate	See chart below.	S (HPL Self Edge)  3P (PVC) 	A  SQUARE B  BULLNOSE C  TRADITIONAL D  THUMBNAIL E  BEVEL F  KNIFE G  REVERSE KNIFE	S (Square)  T (Tapered) 
L-4284P29-S-T	L-4284P29-S-T	L-4284P29-S-T	L-4284P29-S-T	

Square



Round



Model Number	PRICE			SPECIFICATIONS			
	S (HPL Self Edge) & 3P (PVC)	Edge Options A / B / C / D / E	Edge Options F / G	Width	Depth	Height	Weight (lbs.)
L-3636P29 - _ - _	\$613	\$673	\$708	36	36	29	70
L-4242P29 - _ - _	\$736	\$797	\$839	42	42	29	80
L-4848P29 - _ - _	\$849	\$920	\$969	48	48	29	90
L-36RP29 - _ - _	\$644	\$797	\$824	36	36	29	42
L-42RP29 - _ - _	\$779	\$903	\$934	42	42	29	80
L-48RP29 - _ - _	\$843	\$965	\$1,004	48	48	29	95

JUVENILE - 27" and 25" table heights available. Specify on order.

Add \$125 list upcharge for any special laminates.

Add \$80 list upcharge for quantities of less than 3 laminate tables.

See page 162 - 163 for Laminate selections.

PVC Edge Color Choices



462 - Slate

485 - Espresso

425 - Taupe

460 - Gray

420 - Beige

Hospitality Tops



top: L-E-3660, base: (2 each) MB-522



top: L-E-30R, base: MB-2222



top: L-3P-4242, base: MB-3030

How To Order

1. Top Material	2. HPL Self Edge	Or 3mm Edge	Or Solid Wood Edge	3. Product Number
L Laminate	S (HPL)	3W (Wood) 3P (PVC)	A SQUARE B BULLNOSE C TRADITIONAL D THUMBNAIL E BEVEL	See chart below. Must order base from next page.
L-S-3660P29	L-S-3660P29	L-3W-3660P29	L-A-3660P29	L-S-3660P29

Rectangle



Model Number	PRICE			SPECIFICATIONS			
	HPL Self Edge & 3P (PVC)	3W (Wood Edge)	Edge Options A / B / C / D / E	Width	Depth	Height	Weight (lbs.)
__-__-2430	\$141	\$168	\$229	24	30		23
__-__-2436	\$158	\$184	\$245	24	36		27
__-__-3036	\$177	\$213	\$289	30	36		34
__-__-3048	\$227	\$273	\$354	30	48		45
__-__-3660	\$318	\$385	\$495	36	60		68
__-__-3672	\$361	\$439	\$584	36	72		81

Square



__-__-2424	\$119	\$141	\$187	24	24		18
__-__-3030	\$163	\$196	\$283	30	30		29
__-__-3636	\$209	\$251	\$337	36	36		41
__-__-4242	\$325	\$393	\$470	42	42		56
__-__-4848	\$333	\$403	\$527	48	48		70

Round



__-__-24R	\$160	\$196	\$247	24	24		18
__-__-30R	\$199	\$241	\$347	30	30		29
__-__-36R	\$266	\$321	\$495	36	36		41
__-__-42R	\$427	\$512	\$620	42	42		56
__-__-48R	\$460	\$549	\$665	48	48		72

After choosing top size, go to next page to order bases.

See page 162-163 for Laminate selections.

PVC Edge Color Choices



462 - Slate

485 - Espresso

425 - Taupe

460 - Gray

420 - Beige

Hospitality Bases

All Metal Table Bases in a Black Wrinkle Finish



MB-2222

MB-3030

MB-522

MB-28RD

MB-3030-BH

Key Features:

- Heavy Gauge Metal Bases
- Specify Tops on Opposite Page
- Black Wrinkle Finish
- Standard and bar height available
- Levelers for uneven floors



Bar Height Option can be specified for all table sizes. Denote "BH" at end of model number. (i.e. MB-3030-BH).



Model Number	PRICE	COMPATIBLE TABLES		SPECIFICATIONS			
		Requires One Base	Requires Two Bases	Height	Base Spread	Column Size	Weight (lbs.)
MB-2222	\$73	24 x 30, 24 x 24, 30 x 30, 24 dia., 30 dia.		28.5	22	3	14
MB-2230	\$82	24 x 36, 30x36, 30x48		28.5	30	3	23
MB-3030	\$92	36 x 36, 36 dia.		28.5	30	3	24
MB-3636	\$176	42 x 42, 48 x 48, 42 dia., 48 dia.		28.5	36	4	42
MB-522	\$71		30 x 48, 36 x 60, 36 x 72	28.5	22	3	14
MB-18RD	\$116	24 x 30, 24 x 24, 30 x 30, 24 dia., 30 dia.	30 x 48	29.125	18	3	34
MB-22RD	\$162	24 x 36, 30 x 36, 36 x 36, 36 dia.	36 x 60, 36 x 72	29.125	22	3	38
MB-28RD	\$220	42 x 42, 48 x 48, 42 dia., 48 dia.		29.25	28	4	24
BH Option (Bar Height)	\$62			40		3 or 4	+4 lbs.